STANEG GO STANEG PRO Ai STANEG PADEL

STANEG



TENNIS AND PADEL BALL THROWING MACHINES

Staneg

staneg.com

ABOUT THE COMPANY



Staneg is a company that manufactures high-tech tennis ball machines designed to enhance the training efficiency of tennis and padel players.

Founded in 2017, the company dedicated its first two years entirely to R&D activities and, after perfecting its products, began active sales in 2019.



800 M²
SHOWROOM AND PRODUCTION AREA

2.000+ MACHINES PRODUCED





20+ EXPORT TO THE COUNTRY

The most important factor that sets Staneg apart is that it develops the core technology of its products in-house. The electronic boards and software used in the machines are designed and manufactured within the company. Thanks to this independent technological infrastructure, both the hardware and software have continuously evolved over the years, resulting in innovations such as the Staneg Control mobile application, smartwatch integration, and AI-assisted training sessions.
Founded entirely with domestic capital, Staneg manages the entire process in-house—from design and electronic boards to software and manufacturing. Over 2,000 machines have been produced to date in its 800 m² showroom and production facility. This manufacturing strength demonstrates a capacity capable of meeting the demands of both the domestic market and export orders. Serving as proof that local engineering and manufacturing capabilities can be transformed into a world-class product, Staneg stands as one of the rare and successful brands emerging from Turkey in this field.





Staneg machines have been exported to more than 20 countries, primarily across Europe. Particularly in the European market, it has become a beloved and preferred brand thanks to its ease of use, durability, and price-performance balance.

In the domestic market, Staneg is renowned for its after-sales support and maintenance services. Providing spare parts and technical support for all components has ensured that numerous satisfied customers—who have been using their machines trouble-free for over 5 years—continue to choose Staneg. For Staneg, a sale is merely the beginning of the customer relationship.

HIGHLIGHTED VALUES

- In-house designed electronic boards and proprietary software.
- Exports to more than 15 countries, primarily across Europe.
- Satisfied customers using the products for over 5 years.
- Domestic capital, local engineering, and manufacturing experience of nearly 2,000 machines.
- Strong after-sales support, maintenance service, and spare parts.



PRODUCT FAMILY

The Staneg product family consists of three models: Staneg Pro AI for professional use, **Staneg Go** focused on portability, and **Staneg Padel** specifically designed for padel players. All models are controlled via the Staneg Control app.





Staneg

Staneg Pro AI



Staneg Pro AI is a powerful ball launcher designed for advanced players, bringing real match tempo to training sessions with its high-speed shots. In addition to being the top choice for coaches and clubs, it has been trusted by individual players for years.

Thanks to its long-lasting battery and large ball hopper, it offers uninterrupted, extended training sessions. With its retractable handle and transport wheels, it is easy to move around the court and practical to use. Meanwhile, the Staneg Pro protective bag cover keeps your machine safe during transport and storage.



Key Features

30–125 km/h launch speed, 12 different speed settings
+3 / –3 spin options
150-ball capacity
Automatic elevation adjustment, 5–35 degree angle
Vertical and horizontal internal oscillation
Magnetic sensor for vertical and horizontal movement
Electronic anti-jam control
Unlimited training control via smartphone and smartwatch integration
Manual and wheeled transport, storage with carrying bag
Li-Ion battery (5600 mAh), 4–5 hours of operation
Dimensions: 48 x 50 x 55 cm

Box Contents

1. Staneg Pro Tennis Machine
2. Pro Protective Bag
3. Battery
4. Charger
5. User Manual





Staneg

Staneg Go



It is a compact, portable, and fully automatic training system developed for individual players. With its 9.5 kg weight and small dimensions, it aims to bring a professional training experience anywhere.
Thanks to AI support, it supports all training features in the Staneg Control app and offers the same training variety as Staneg Pro. It can also effortlessly perform base-line-to-baseline shots.

Key Features

25–95 km/h launch speed
72-ball capacity hopper
Spin adjustment and automatic elevation adjustment (5–35 degrees)
External horizontal oscillation
Magnetic sensor for vertical and horizontal movement
Unlimited training control via smartphone and smartwatch integration
Li-Ion battery (2800 mAh), 2–2.5 hours of operation
Compact design: 25 x 30 x 36 cm



Color Options

Staneg Go is available in three different colors: Orange, Black, and Purple.







Staneg

Staneg Padel



Staneg Padel is a model developed with the training needs of padel players in mind.

With its specially designed padel mobile app interface and high lob launch capabilities, it takes padel training to the next level.



Padel-Specific Features

- Specially designed padel mobile app interface
- Lob shots up to 50 degrees with the lob stand
- Compatible with padel balls
- Unaffected by sand on the padel court

Technical Specifications

- 25–95 km/h launch speed
- 72-ball capacity hopper
- Spin adjustment and automatic elevation adjustment (5–35 degrees)
- External horizontal oscillation
- Magnetic sensor for vertical and horizontal movement
- Unlimited training control via smartphone and smartwatch integration
- Li-Ion battery (2800 mAh), 2–2.5 hours of operation
- Compact design: 25 x 30 x 36 cm



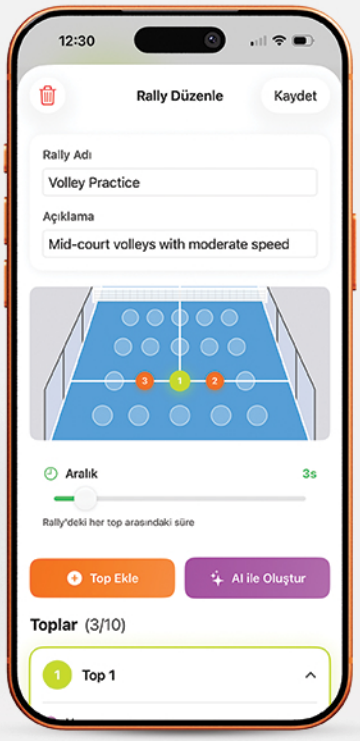

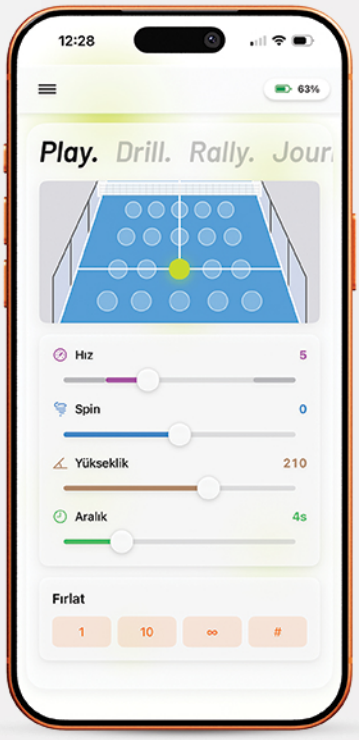

STANEG RECOMMENDATION: TENNIS BALLS

When it comes to choosing the ideal tennis balls for your ball machine, our recommendation is generally pressureless balls for their consistency and lifespan. Pressureless tennis balls are durable and feature long-lasting bounce performance. They work perfectly with a ball machine and perform consistently time after time.

Pressureless balls can last for years, meaning their cost is significantly lower than standard pressurized balls. The rate of wear and tear is affected by how frequently you play, how many balls you use, and which surface you play on. Balls used on hard courts are likely to lose their felt faster than those used on grass or clay courts. We know that average users use 72 pressureless balls for approximately 1 year.

Important Tip

To get the best performance from your machine, it is recommended that all balls in your hopper be of the same brand and model.

Mixing balls of different weights can cause deviations in launch distance and result in some balls hitting the net.

The disadvantage of pressureless balls is that they can sometimes feel slightly harder compared to a pressurized ball (match ball, sold in cans) and may make a slightly different sound upon impact.

The cost, consistency, longevity, and suitability for a ball machine generally outweigh these subtle differences in feel.



TECHNICAL SPECIFICATION COMPARISON

You can create your own custom training program on both models, and also conduct **AI-assisted** training sessions.





Feature	Staneg Pro AI	Staneg Go
Launch Speed	30–125 km/h	25–95 km/h
Ball Capacity	150 balls	72 balls
Ball Feed Frequency	2–10 seconds	2–10 seconds
Training Program	Unlimited	Unlimited
Custom Training Creation	Yes	Yes
Elevation Adjustment	Automatic	Automatic
Elevation Angle	5–35 degrees	5–35 degrees
Lob Shot	Yes	Yes
Weight	13 kg	9.5 kg
Li-Ion Battery	5600 mAh	2800 mAh
Operating Time	4–5 hours	2–2.5 hours
Dimensions	48 x 50 x 55 cm	25 x 30 x 36 cm
Control Method	App	App
Transport	Wheels / bag	Shoulder strap attachment

Note: Staneg Pro AI, Staneg Go, and Staneg Padel **feature the same training programs.**

TECHNOLOGY

Staneg machines operate with electronic boards and software designed in-house. The core technologies of the machine are:



- **Bluetooth communication:** Communication between the machine and the phone is established via Bluetooth.

  It has a signal range of 20–30 meters, allowing the machine to be controlled from different points on the court.

- **Magnetic sensor:** Precise positioning in vertical and horizontal movement via magnetic sensors.





- **Proprietary electronic board and software:** An independent technology infrastructure that enables continuous product development.

  Electronic control: Electronic anti-jam control in the Staneg Pro AI.

Staneg

STANEG CONTROL MOBILE APP

Staneg Control is the app that allows you to operate the machine from your smartphone and smartwatch.

Pro AI, Go, and Padel operate with the same app and the same training programs; the Padel model also features a specially designed padel interface.

The app consists of five main tabs: Play, Drill, Rally, Journey, and Me.



THE APP IS FREE.

Quickly connects to the machine from within the app.

Communication with the machine is established via Bluetooth; it has a signal range of 20–30 meters.



Compatibility

Android 8 and above
iOS 18.4 and above
Some Redmi phone models are not supported.



Wear OS 5 and above
watchOS 11 and above
Huawei watches are not supported.

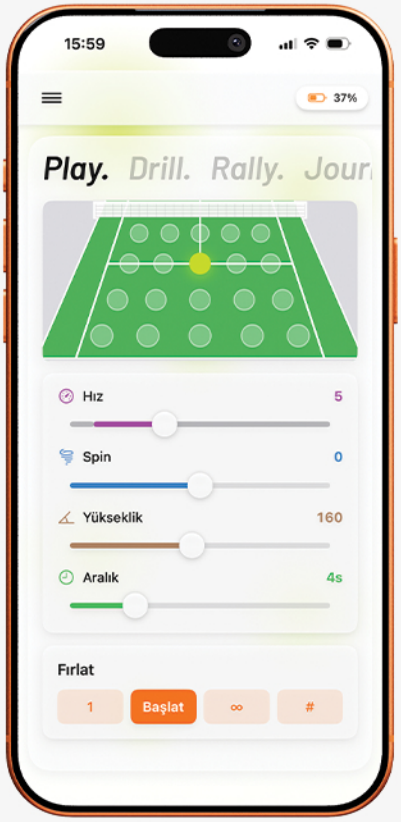

Play: Instant Training

Used to select the desired zone of the court on the screen and start launching balls immediately.

- The landing spot of the ball is selected from 20 target zones on the court.
- Speed, spin, and ball feed frequency (interval) are adjusted using sliders.
- The launch angle can be changed with the extra elevation adjustment.
- The machine's battery level is continuously visible at the top of the screen.
- Ideal for continuously launching balls to the same spot; settings can be adjusted on the fly during firing.
- The number of balls to be launched is selected from the Launch section, and training is started with Start.

Drill: Press and Play

Pre-set training programs for those who don't want to deal with settings. Simply select and start.

- Forehand-Backhand: the ball alternates between the forehand and backhand sides (Easy / Medium / Hard)
- Random Drills: random ball placement with constant speed and spin (Easy / Medium / Hard)
- Lob / Dropshot: high lob and short dropshot launches near the net.
- Kids Mode: slow and fun balls for children.
- Easy Warm-up: slow and soft balls for warming up (Center / Forehand / Backhand)

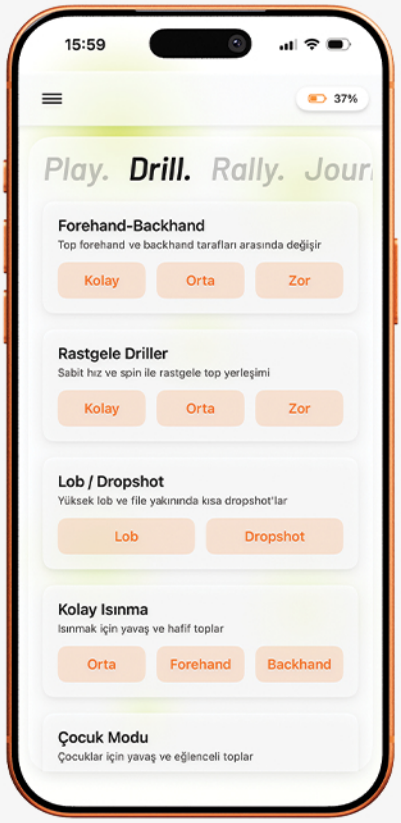

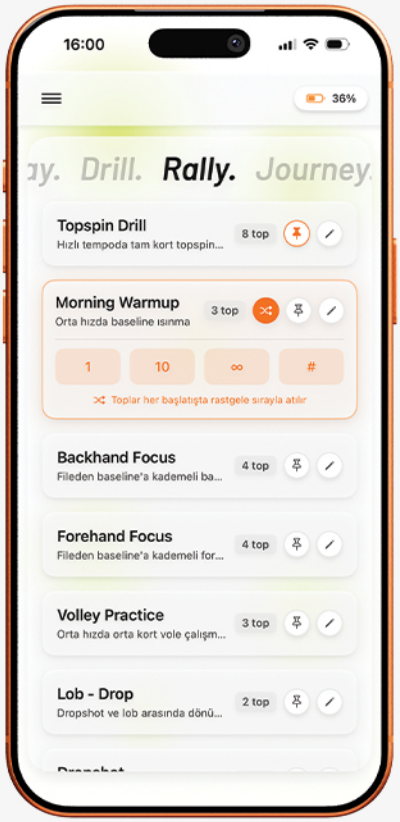

Rally: Create Your Own Training

The most powerful section of the app. Pre-set Rallies are available, while the real difference lies in the ability to create personalized training.

- Pre-set Rallies: Topspin Drill (8 balls), Deep Drill, Morning Warmup, Backhand Focus, Forehand Focus, Volley Practice, Lob / Drop, and more
- Pre-set Rallies can be modified; balls, speed, spin, and elevation are adjusted according to needs.
- With the shuffle launch option, balls in the Rally can be launched in sequential or random order.
- Frequently used Rallies are pinned to the top of the list.
- Started directly with the 1, 10, Start, and # buttons.
- The number of balls each Rally consists of is visible in the list.
- An unlimited number of Rallies can be created; each Rally can be designed with up to 10 different balls.

Rally Editing and AI Generate

You can design a training program from scratch by making individual settings for each ball, or leave the training to artificial intelligence.

- Rally name and description are entered; an unlimited number of training programs can be created.
- The landing zone of the ball on the court is selected one by one.
- Thanks to Staneg's proprietary electronic board and software, the machine can change these settings from ball to ball; within a Rally, balls can come fast one moment and slow the next. This brings real-match tempo changes and surprises into the training.
- The Rally prepared by AI can be edited afterward: balls can be added or removed, and zone, speed, and spin can be modified.
- A Rally can be created with up to 10 different balls; balls are ordered as 1, 2, 3.
- The speed, spin, and elevation of each ball are customized individually.
- The time between balls (interval) is adjusted.
- With AI Generate, you tell the artificial intelligence about your training by typing or speaking; the AI plans the locations, speeds, spins, and sequence of the balls to create the Rally for you.

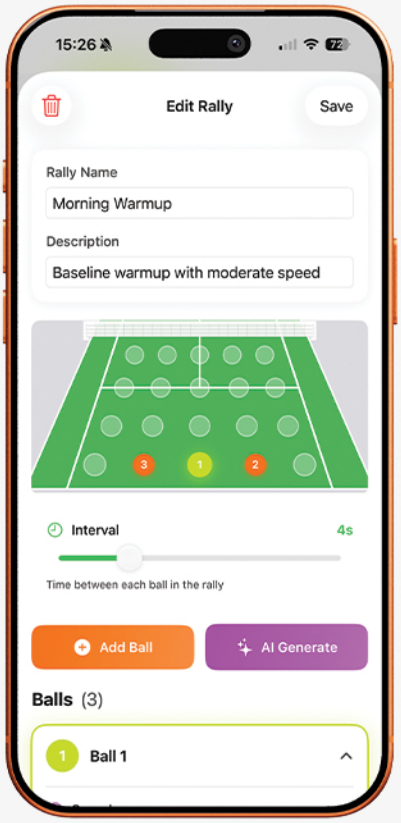

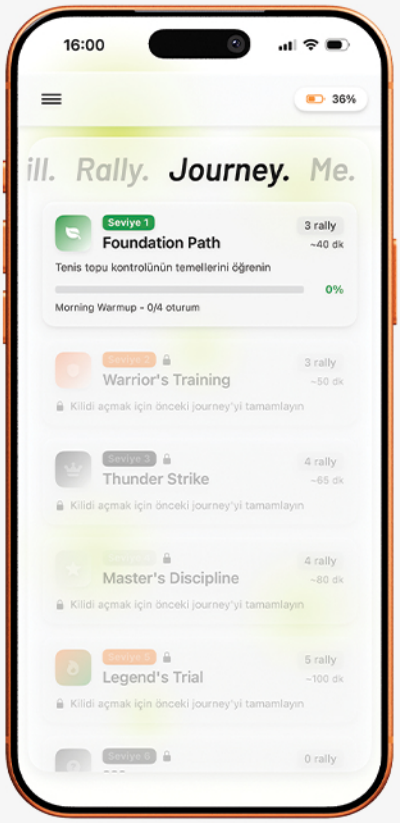

Journey: Gamified Mode

A fun section where you level up as you play. Each level features specific training sessions, and the next level unlocks once the previous one is completed.

- Level 1 – Foundation Path: fundamentals of ball control (3 Rallies, approx. 40 min)
- Level 2 – Warrior's Training: power and defensive skills (3 Rallies, approx. 50 min)
- Level 3 – Thunder Strike (4 Rallies, approx. 65 min)
- Level 4 – Master's Discipline (4 Rallies, approx. 80 min)
- Level 5 – Legend's Trial (5 Rallies, approx. 100 min)
- Progress percentage and the number of completed sessions are tracked.

Me: History and Badges

Personal training tracking is gathered on a single screen.

- Training history is automatically created on the calendar.
- The number of balls launched and calories burned are displayed for the selected day.
- Approximate calories burned are tracked here by entering height, weight, and age information.
- The speed, spin, and elevation of each ball are customized individually.
- Various badges are earned as you train; this provides both a fun and engaging experience.
- For consecutive training sessions, the app encourages you to maintain consistency.

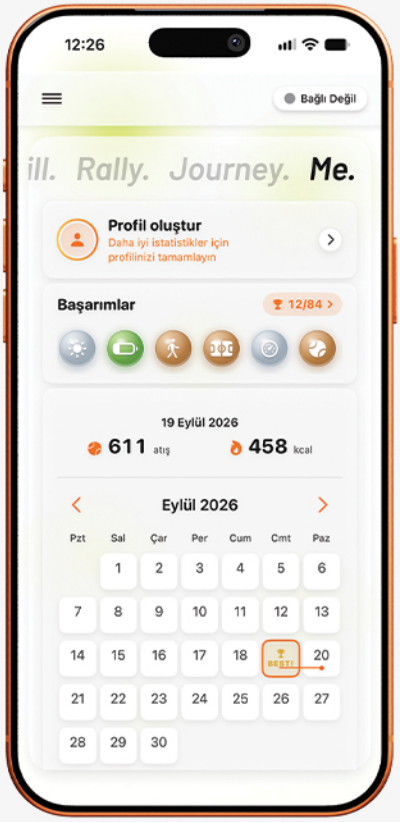

Staneg

TRAINING PROGRAMS AND BALL LANDING ZONES

In the training programs, the zones where the balls will land on the court are shown with visuals. Thus, it can be understood at a glance which program sends the balls to which points on the court.
With Staneg, you can do forehand, backhand, volley, and smash trainings, improve your footwork, and practice with long-duration sessions.











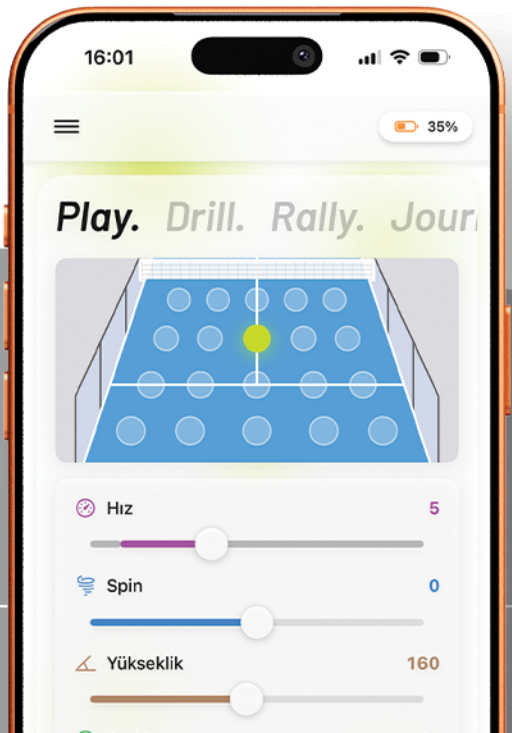

SMARTWATCH CONTROL

Training can be managed directly from the wrist without looking at the phone. The connection status of the phone and machine is indicated by a green light on the watch screen.

- **Training control with the start / stop button.**
- **Starting pinned custom Rallies from the watch.**
- **Daily statistics: number of balls launched and calories burned that day.**
- **Direct launch of pre-set workouts from the Drills list (FH-BH, Random, Lob/Drop, Warm-Up).**







TECHNICAL SERVICE AND WARRANTY

Staneg considers it a core responsibility that every machine it produces is used safely after sale. Customer satisfaction has been prioritized for years; this approach forms the basis of after-sales support and service operations.

Warranty and Spare Parts Support

2 YEARS All products purchased as Staneg machines are covered by a 2-year warranty covering all parts, including the battery.

5 YEARS Spare parts and software support are provided for 5 years for all machines sold by Staneg.

Staneg is a manufacturer that develops and produces the design, electronic boards, and software of its machines in-house. Therefore, service and software support are provided directly by the manufacturer without an intermediary institution. The involvement of the team that designed and produced the product in the service process ensures that malfunctions and software requests are resolved quickly and accurately.

Service Process

- Machine servicing is provided at our headquarters building in Ankara.
- The product is delivered to our central service via our contracted courier companies in its original box.
- The average service duration, including shipping time, is 5 days, and the maximum service duration is 15 days.
- Shipping for service is free within the first 6 months from the date of purchase. After this period, shipping costs belong to the buyer.





Contact

Staneg Machine Manufacturing Industry
Import Export Limited Company

+90-501-595-9800

info@staneg.com

Çamlıca Mah. Anadolu Bulvarı Timko İş Merkezi
No:20E/7 06200 Yenimahalle / Ankara / Türkiye